

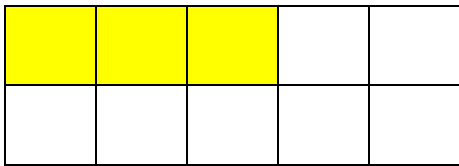
FRACTIONS SORT and MATCH

FRACTIONS A-L

A $\frac{1}{2}$	B $\frac{1}{3}$	C $\frac{2}{3}$
D $\frac{3}{2}$	E $\frac{3}{4}$	F $\frac{7}{8}$
G $\frac{3}{10}$	H $\frac{1}{5}$	I $\frac{6}{5}$
J $\frac{5}{2}$	K $\frac{1}{4}$	L $\frac{7}{4}$

FRACTION MODELS

1




2



3




4




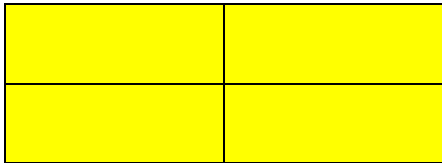
5



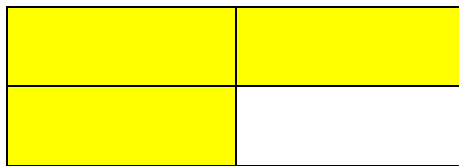
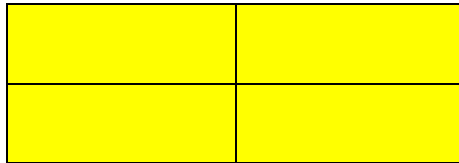
6




7




8




9



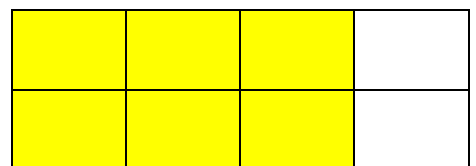
10



11



12



Fractions Sort and Match Answer Sheet

Fraction	Fraction Model
A $\frac{1}{2}$	
B $\frac{1}{3}$	
C $\frac{2}{3}$	
D $\frac{3}{2}$	
E $\frac{3}{4}$	
F $\frac{7}{8}$	
G $\frac{3}{10}$	
H $\frac{1}{5}$	
I $\frac{6}{5}$	
J $\frac{5}{2}$	
K $\frac{1}{4}$	
L $\frac{7}{4}$	